


mini ARCADE



1

INSTRUCTION BOOKLET
how tobuild your own ARCADE!

For
PSP



ISSUE NO. 1 \$1.00



**FOLD IT
YOURSELF**



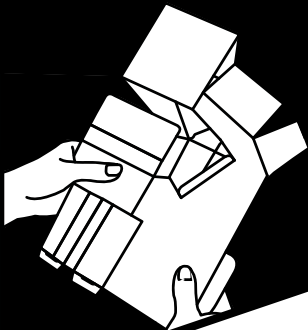
**CARDBOARD
CLASSICS**

Designed and published by **suckUK**™ 2007.

SUCK UK PRESENTS:

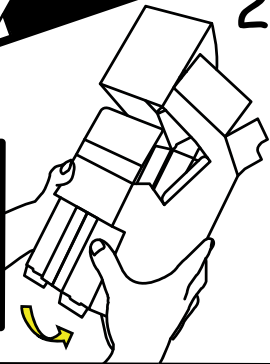
HOW TO BUILD YOUR OWN PSP ARCADE!

1



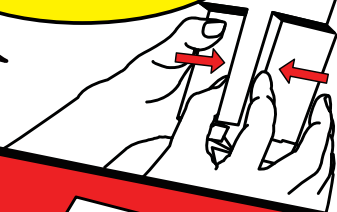
2

POP UP THE FLAT
PACK ARCADE TO
MAKE IT THREE
DIMENSIONAL.



PINCH THE TWO SIDES
TOGETHER TO STRAIGHTEN
THE MODEL.

3

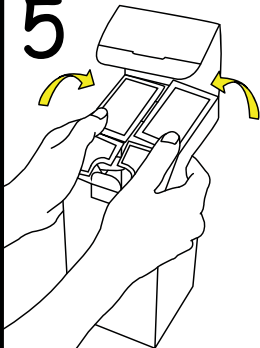


4



**FOLD IN SIDE
PIECES AND
PUSH TABS
INTO SMALL
SLOTS**

5



BEND DOWN TABS
THEN PEEL OFF
THE TAPE.

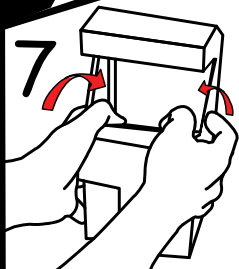


BRING DOWN THE TOP
TO THE TAPED AREA AND
SEAL CLOSED.

6




7



FOLD IN THE FRONT PIECE
UNTIL IT CLICKS IN.

**WHEN THE 3D MODEL IS
MADE, JUST SLIDE YOUR
PSP INTO IT AND LET THE
GAMES BEGIN!!**



8

OTHER CARDBOARD CLASSICS FROM
suckUKTM ©




create your own MIX



suckUKTM © Mix Tape USB

MT 128^{USB}

and SHARE with your FRIENDS



USB

ooo

my
tunes
for you

BOOMBX!!!

ISSUE NO. 2

For
iPod

COLLECT
THEM ALL!!



OUT NOW!!



**CARDBOARD
CLASSICS**

BY

***suck*UK®**